



# BWA™

## SIMPLE. POWERFUL. SMART.


Balboa's NEWEST WorldWide 4.1 App. Available on the app store or on Google Play.



### NEW FEATURES


- New! Enhanced security for cloud connections that include a log-in and password for each spa.
- New! Improved cloud connection for faster response time and control of your spa.
- New! Easy to navigate the menu system in the app.

The bwa™ app is remarkably simple to use, ensuring your hot tub will be ready whenever you want to take a dip. Instead of going outside and pressing buttons on the topside panel, the app lets you start the tub and change the settings directly from your smartphone or tablet.



### FOR MORE INFORMATION

Visit us online: [www.balboawater.com/bwa](http://www.balboawater.com/bwa)



*Note: To enjoy the new bwa™ for Android™ version 4.1 please delete any prior bwa™ versions, as 4.1 is not an automatic upgrade.*

# BWA™

SIMPLE. POWERFUL. SMART.

## CONTROL YOUR HOT TUB FROM YOUR SMARTPHONE

### ANYWHERE. ANYPLACE.

Access your tub via a direct connection anywhere in the local proximity of your tub, anywhere in your house that you can connect to your local WiFi network or anywhere in the World you have an internet connection to your smart device via 3G, 4G or WiFi hot spots.\*



#### GORGEOUS DESIGN

With carefully thought-out design, bwa™ looks great on any device.



#### EASY SETUP

Customizing bwa™ has never been easier.



#### WELL DOCUMENTED

bwa™ comes with extensive documentation and dedicated support.

## SPA SYSTEMS

COMPATIBLE WITH THE BALBOA SMART DEVICE APP



BP501/601 SYSTEM



BP2000/2100/6013



BP100/200

# BWA™

SIMPLE. POWERFUL. SMART.

## WIFI ROUTER REQUIREMENTS



### WIFI ROUTER REQUIREMENTS:

BWA™ communicates over a 2.4Ghz home network supporting 802.11b/g/n wireless technology. 5GHz networks are not supported. Standard wireless setup supports only home network routers configured to use open (no security) or WEP/WPA/WPA2.

A WiFi signal strength of -50 dBm or better is highly suggested to ensure non-interrupted cloud service. If you need to move your module closer to the router, you can order one of these extension cables:

*Note: Mesh routers will not work with BWA™.*

### OPTIONAL EXTENSION CABLES FOR FLEXIBILITY IN BWA™ PLACEMENT

25662-3 cable extension TP Panels – 100 feet


25662-2 cable extension TP Panels – 50 feet

25662-1 cable extension TP Panels – 25 feet

25662 cable extension TP panels – 7 feet

### BWA™ WIRELESS ACCESS IS NOT SUPPORTED ON:

- Guest networks/Hotspots that use a portal page to login
- Enterprise access points configured to require certificates or some other form of enterprise authentication (i.e. "802.1X", "RADIUS", OR "WPA/WPA2 Enterprise")



### WIFI MODULE

Material No.: 50350

bwa™ 4.1 | 10.2020

©2020 Balboa Water Group. Single Source Solution. All rights reserved.

3030 Airway Avenue | Costa Mesa, CA 92626 | p 714.384.0384 | [www.balboawater.com](http://www.balboawater.com)

iPhone® and iPad® are trademarks of Apple Inc., registered in the U.S. and other countries. Android and Google Play are trademarks of Google LLC. Specifications subject to change without notice.

**BALBOA**  
water group