

bwa™ CONTROL YOUR TUB
AnytimeAnywhereAnyplace



WELCOME KIT

CONTROL YOUR SPA

In Your Backyard • In Your House • In Your Office • Any Wi-Fi Hotspot • Any 3G/4G Data Network

bwa™

BALBOA™
water group

TABLE OF CONTENTS

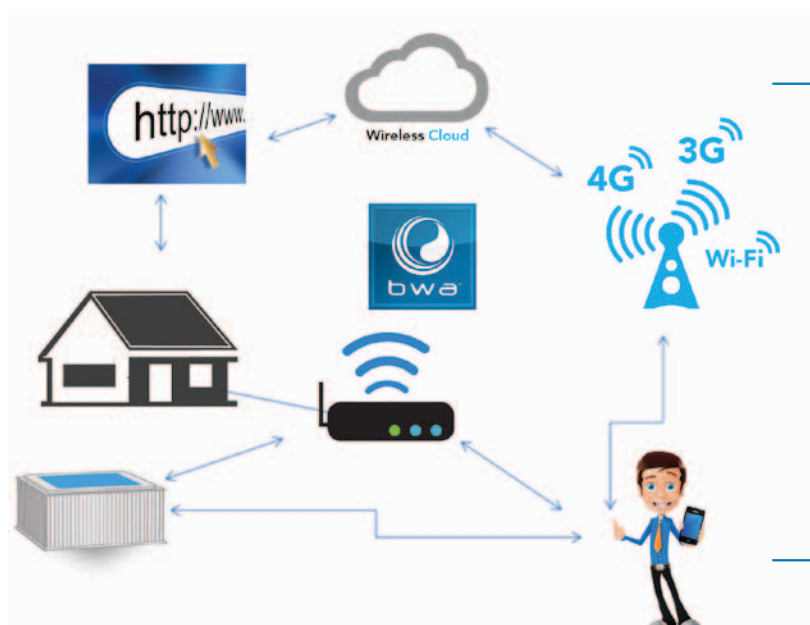
- 1. Introduction3
- 2. Package Contents.....4
- 3. Other Reference Materials You Might Need4
- 4. What You Need.....5
- 5. Install the bwa™ Wi-Fi Module.....6
- 6. Install the bwa™ App.....7



Congratulations on your purchase of Balboa's Worldwide App (bwa™) kit. With this kit, you can escape from your daily disruptions and set your tub just like the way you like it for that relaxing moment when you arrive home.

The Balboa Worldwide App (bwa™), is an app for your smart device (Android™ or iPhone®) that allows you to access your hot tub via a direct connection anywhere in the local proximity of your tub, anywhere in your house that you can connect to your local Wi-Fi network, or anywhere in the World you have an Internet connection to your smart device via 3G, 4G, or Wi-Fi hot spots*.

The app provides full interface control so you can set the temperature, turn pumps on and off and even set filtration cycles.



You can access your tub from the comfort of inside your home, your office before you leave work, or on your way back from your get-a-way holiday.

You can set your own mood and personal settings, so your tub is set to how you like when you arrive.

* Check with your carrier for Internet charges as the bwa app transmits data to & from a server and depending on your data plan, you may experience additional monthly data charges.

Package Contents


CONTROL YOUR TUB
Anywhere



1-2-3 Easy Installation Guide



bwa™ - Welcome Kit



bwa™ Wi-Fi Module (50350)



Y-Splitter (25657)

Other Reference Materials You Might Need

Visit www.balboawater.com/bwa for:

1. App User Guide: <http://bit.ly/110ay5Q>
2. Wi-Fi Setup Guide: <http://bit.ly/1ajBK2B>
3. Wi-Fi Install Tips: <http://bit.ly/15KOyld>

YouTube Videos: <http://bit.ly/14dlsTQ>



To bwa webpage



To bwa
YouTube videos

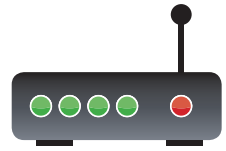
What You Need



An Android™ level 2.3 or later, or
iPhone® iOS® 5 or later

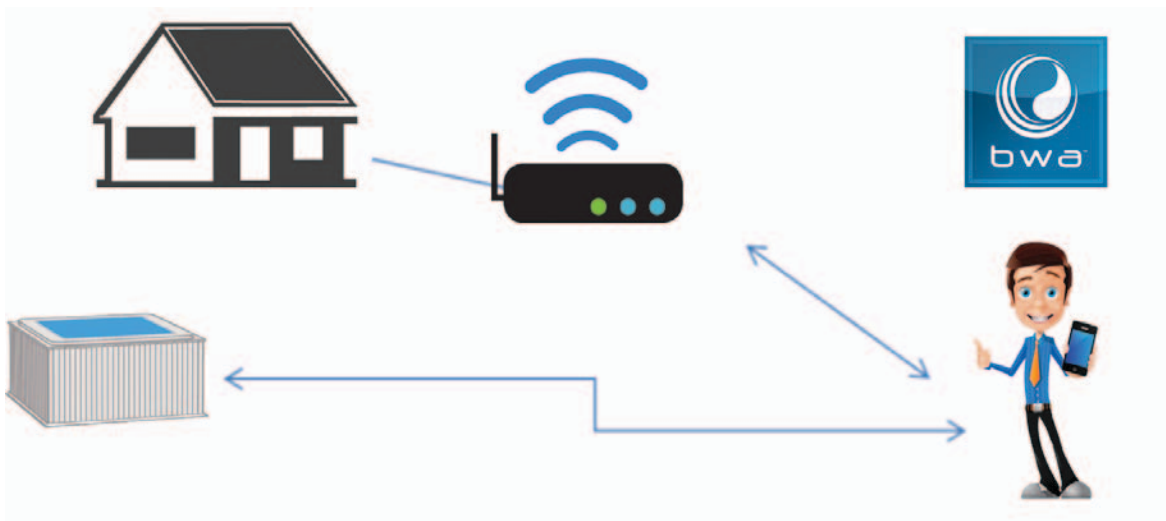


A Hot Tub Equipped with a Balboa
BP System (check with your dealer)



And a local home Wi-Fi
network with Internet access

The smart device should have Wi-Fi access and optional access to a cellular 3G or 4G data network.
Your tub should be installed in an area that you have local Wi-Fi network coverage and can connect to it.



Install the bwa™ Wi-Fi Module

Power off the tub. The tub must be powered off for the Wi-Fi module to initialize properly.

If your tub has been pre-installed with a Wi-Fi connection cable, open the equipment compartment and plug the bwa module into it.

If it has not, you should contact your dealer or a professional spa technician to open the control pack and to plug the bwa module into the appropriate connector. There is High Voltage in the pack and the possibility of electrocution.

Once connected, power the tub back on.

1-2-3 EASY INSTALLATION GUIDE

Package Contents 1



1-2-3 Easy Installation Guide

bwa™ Welcome Kit

STOP
Make sure your spa is turned OFF before you continue.

bwa™ Wi-Fi Module (50350)

Y-Splitter (25657)

Connecting The Wi-Fi Module 2



Make sure the clip is in the correct position.

You will hear a **CLICK** once connected.

Note: Black Wi-Fi cable.

After the Wi-Fi module is inserted, gently pull on the wire to make sure the clip is securely in place and will not come loose.

Finished Installation Overview 3



Note: Place the Wi-Fi module away from any metal tub supports.

WARNING!

If you do not see the Wi-Fi connector from your system, Please contact an electrician or your local spa technician to connect the Wi-Fi connector for you. **DO NOT OPEN THE SPA SYSTEM AND ATTEMPT TO CONNECT THE WI-FI CONNECTOR YOURSELF.** The high electrical voltage may harm or kill you.

Install the bwa™ App

Scan one of the QR codes below with your smart device to go directly to the Google® Play or iTunes® app store and install the app to your device.



Or search the store for Balboa Water Group.

Once the app is installed, follow the instructions in the Wi-Fi Setup Guide <http://bit.ly/1ajBK2B>, watch the installation videos on YouTube, or go to www.balboawater.com/bwa to access the Setup Guide online.

You are now ready to control your spa
anytime, anywhere, anyplace...
Enjoy your tub!

iPhone, iPad and iTunes are registered trademarks of Apple Inc.
Android is a trademark of Google Inc.



7
Your Single Source Solution.
We reserve the right to change technical data without further notice.
p 714.384.0384 | f 714-384-0385

42334_A_0713WELKIT. No copies authorized. All rights reserved. ©2013 Balboa Water Group.



Balboa

Water Group World-Wide

BALBOA WATER GROUP
www.balboawater.com

Corporate Office, Tustin, California
Electronic Manufacturing
1382 Bell Avenue
Tustin, California 92780
P 714.384.0384
F 714.384.0385

Valencia, California
Whirlpool Spa and Bath Manufacturing
28545 Livingston Avenue
Valencia, California 91355
P 714.384.0384
F 714.384.0385

Varde, Denmark
European Sales Division
Roustvej 50
DK-6800 Varde, Denmark
P +45.75.22.46.88
F +45.75.22.52.45

Melbourne, Australia
Australian Sales Division
P 1.800 137 879
F 1.800 0703 233

